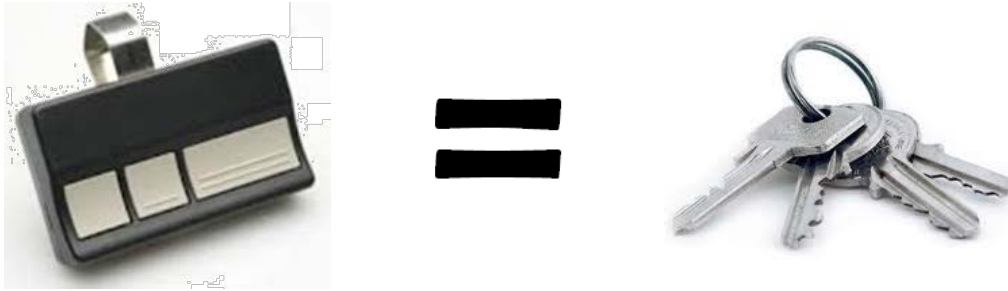


BLOCK WATCH



Garage Door Openers – A Key to Your House



*The Surrey RCMP continues to see individuals becoming victims of break and enters due to garage door remotes being left in a car parked in the driveway. By simply removing the garage door opener and/or converting it into a key chain remote opener, you can help prevent yourself from enduring property loss and becoming a victim. **Don't leave the garage door remote in your vehicle – if a thief breaks in to your car and steals the remote, they now have a way into your home.***

Tips to Prevent Break & Enters via Garages:




Get a key chain garage door opener that you can leave attached to your keys and stop using the remote that you clip to your car visor.

Keep it locked! Put a deadbolt on the door between your house and garage and lock it when leaving your house and when you're inside.

Make sure the door from your garage into your house is as secure as your front door – Ensure you have a strong, sturdy door made out of solid-core wood and a reinforced door frame.

Take advantage of the locking feature on your garage door hardware. Some systems have a locking button or function installed to prevent the door from being opened by a programmed remote. Review your instruction manual or contact the manufacturer of your system to learn if this feature is available on your system.

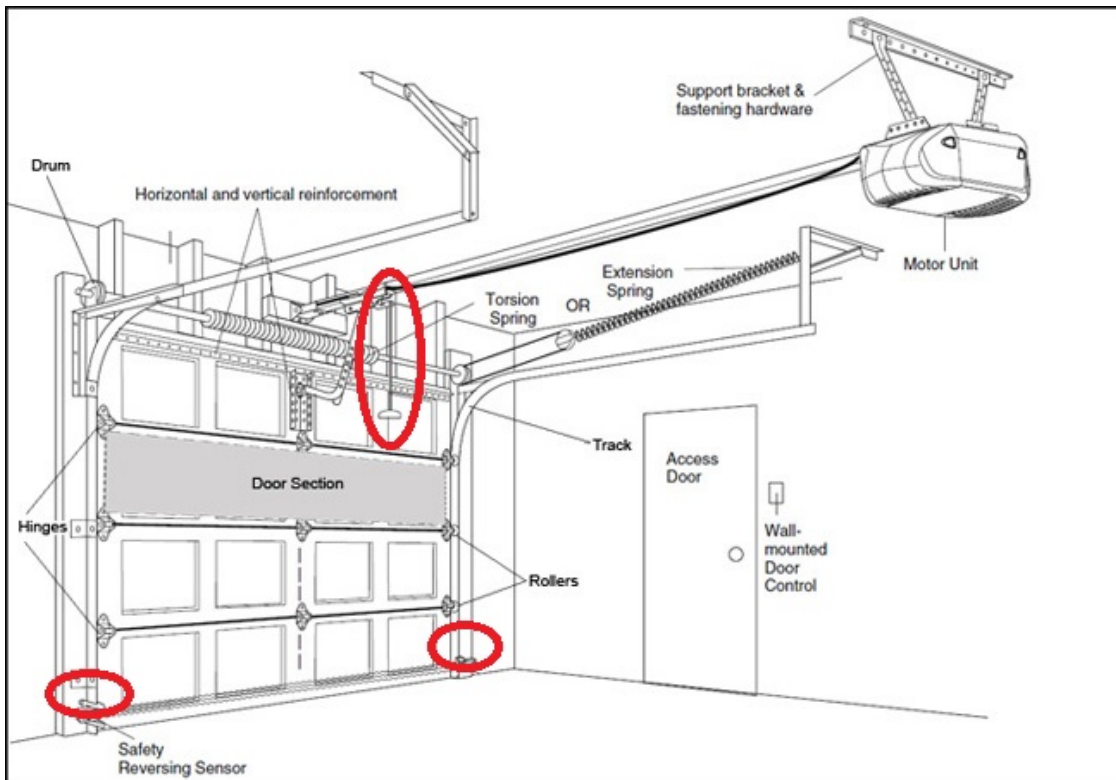


BLOCK WATCH



Don't leave your garage door open. It does not matter how safe you think your neighbourhood is – leaving your garage door open invites opportunistic criminals.

Frost or cover your garage windows. Don't do thieves any favours by allowing them to see when your vehicles are gone and what property you have stored inside the garage.



If you have an emergency release cord that hangs down near the door in the closed position, remove the red plastic piece (leaving just the dangling red rope) to prevent criminals from using a coat hanger to release the emergency switch and silently open the door.

Padlock the track near the bottom of the garage door when you're out of town. If you don't have a manual lock on your garage door, you can use a c-clamp to tighten down on each side of the door track to effectively "lock" down the door.

